

PCB-Magazine Series: 701 - 703 (alt), 704 (alt), 801 - 809 (alt)

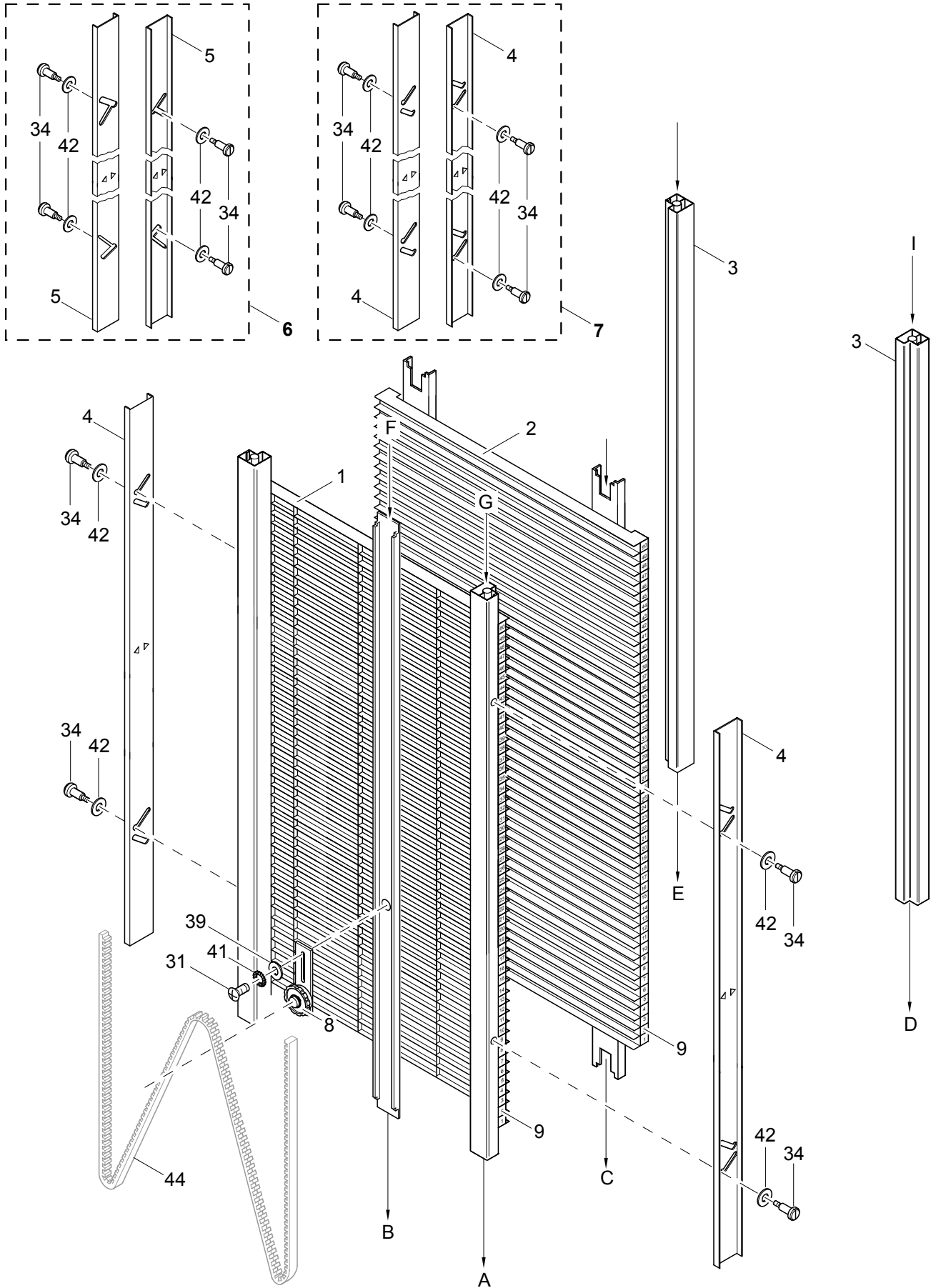
Series: 701.1 - 704.1

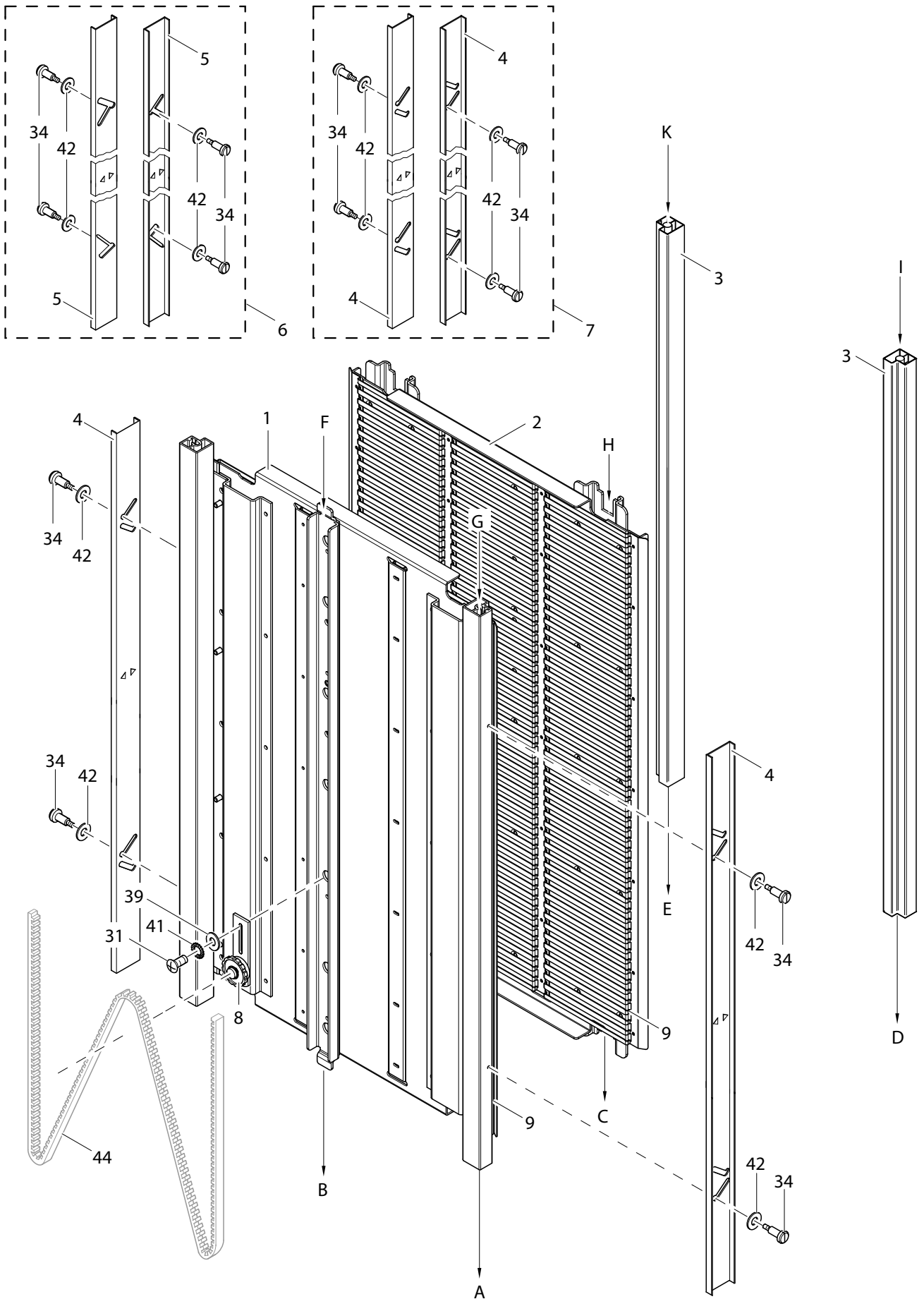
Series: 701.2 - 703.2

Series: 704.2 - 719.2

Series: 801.1 - 804.1

Series: 804.2 - 809.2





PCB-Magazine Series: 701-703 (Ausführung alt: Blech)

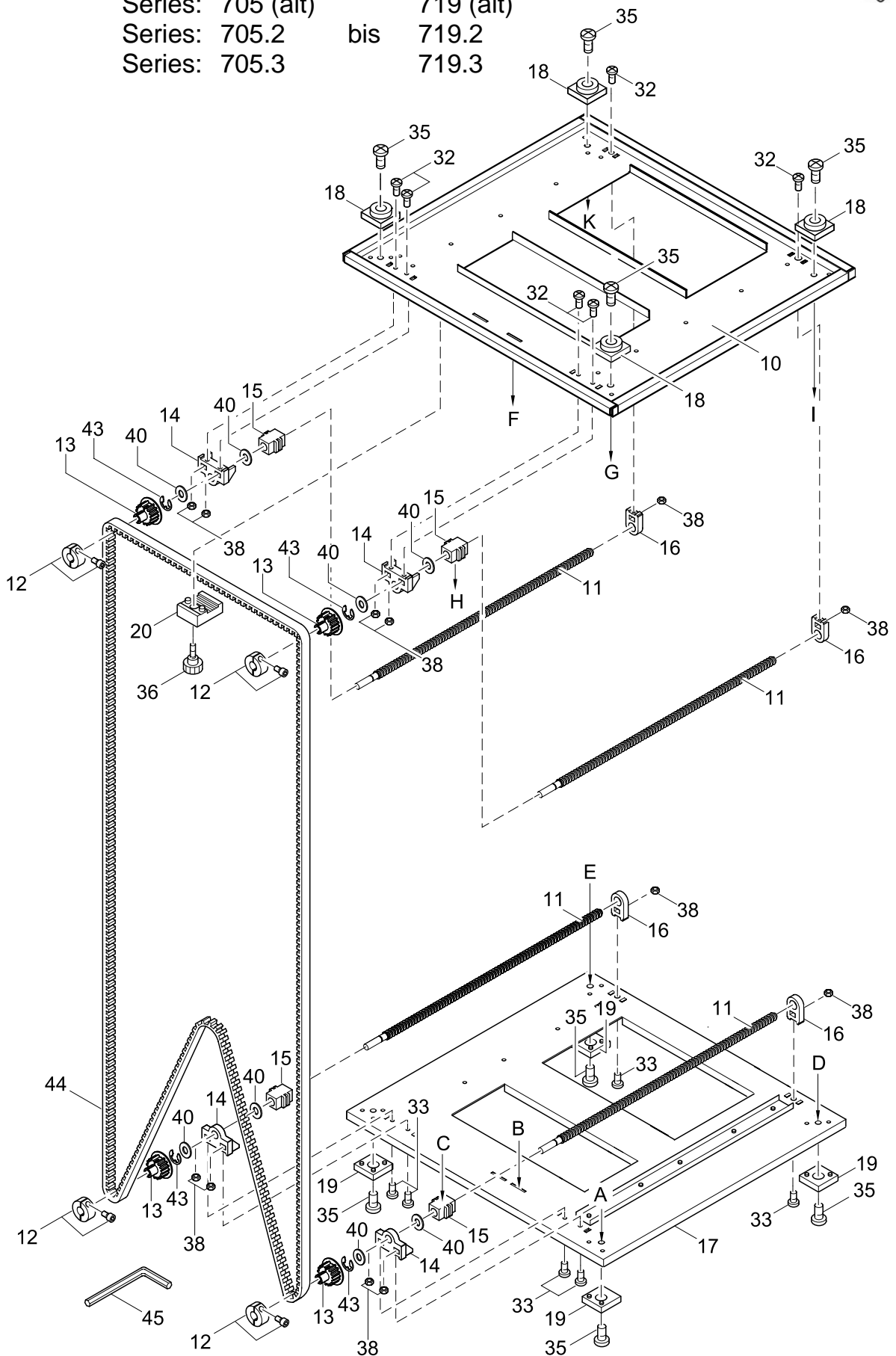
Series: 704 (alt)

Series: 704.1 / 704.2 / 704.3

Series: 705 (alt) 719 (alt)

Series: 705.2 bis 719.2

Series: 705.3 719.3



Pos.	Description	Part.-No.		
		Typ 708 (alt) 8913266	Typ 708.2 8916708	Typ 708.3 8915708
1	Rack wall fixed, complete	8915431.001	8915406.001	8914999.001
2	Rack wall moveable, complete	8915432.001	8915407.001	8915007.001
3	Profile	8913066.001	8913065.001	8913065.001
4	Standard safety bar	8913119.001	8913119.001	8913119.001
5	Turning safety bar	8913014.001	8913014.001	8913014.001
6	Transport safety 2	8913152.001	8913152.001	8913152.001
7	Transport safety 1	8913151.001	8913151.001	8913151.001
8	Guide roller, complete	8913179.001	8913179.001	8913179.001
9	Positioning strip	8913115.001	8913115.001	8913115.001
10	Top plate, complete	8913288.001	8913288.001	8915207.001
	Top plate premount (spare part)	8913406.001	—	—
11	Spindle	8913265.001	8913265.001	8913265.001
12	Clamp hoop	8913220.001	8913220.001	8913220.001
13	Belt pulley	8913019.001	8913019.001	8913019.001
14	Bearing block, complete	8913013.001	8913013.001	8915286.001
15	Nut	8913015.001	8913015.001	8913015.001
16	Bearing block	8913009.001	8913009.001	8913009.001
17	Ground plate, complete	8913200.001	8915441.001	8915203.001
	Ground plate premount (spare part)	8913405.001	—	—
18	Top plate	8913129.001	8913129.001	8913129.001
19	Bottom plate	8913025.001	8913025.001	8913025.001
20	Clamping plate	8913107.001	8913107.001	8913107.001
21				
22				
23				
24				
25				
26				
27				
28				
29				
30				
31	Screw DIN7985-M 4x10-4.8	5902022.001	5902022.001	5902022.001
32	Screw DIN7985-M 3x8	5902069.001	5902069.001	5902069.001
33	Screw DIN7985-M3x10	5902061.001	5902061.001	5902061.001
34	Screw DIN923-M3x 2	5902339.001	5902339.001	5902339.001
35	Screw DIN7985-M 5x16	5902350.001	5902350.001	5902350.001
36	Screw M4x12 rot	5902351.001	5902351.001	5902351.001
37				
38	Nut DIN934-M3	5902505.001	5902505.001	5902505.001
39	Washer DIN9021-4,3	5903005.001	5903005.001	5903005.001
40	Washer DIN988- 6x12x0,3	5903008.001	5903008.001	5903008.001
	Washer DIN988- 6x12x0,2	—	5903025.001	5903025.001
41	Toothed Washer DIN6797-A4.3	5903011.001	5903011.001	5903011.001
42	Washer DIN988- 4x8x1,0	5903089.001	5903089.001	5903089.001
43	E-Ring DIN6799-5	5903505.001	5903505.001	5903505.001
44	Gear belt 828XL 025	5905558.001	5905558.001	5905558.001
45	Screw-wrench DIN911-2,5mm	5909031.001	5909031.001	5909031.001
46	Mounting instruction	9008261.001	9008261.001	9008261.001
47				
48				
49				
50				
51				
52				
53				
54				
55				

Pos.	Description	Part.-No.		
		Typ 718 (alt) 8913548	Typ 718.2 8916718	Typ 718.3 8915718
1	Rack wall fixed, complete	8915431.001	8915406.001	8914999.001
2	Rack wall moveable, complete	8915432.001	8915407.001	8915007.001
3	Profile	8913066.001	8913065.001	8913065.001
4	Standard safety bar	8913119.001	8913119.001	8913119.001
5	Turning safety bar	8913014.001	8913014.001	8913014.001
6	Transport safety 2	8913152.001	8913152.001	8913152.001
7	Transport safety 1	8913151.001	8913151.001	8913151.001
8	Guide roller, complete	8913179.001	8913179.001	8913179.001
9	Positioning strip	8913115.001	8913115.001	8913115.001
10	Top plate, complete	8913288.001	8913288.001	8915207.001
	Top plate premount (spare part)	8913406.001	—	—
11	Spindle	8913265.001	8913265.001	8913265.001
12	Clamp hoop	8913220.001	8913220.001	8913220.001
13	Belt pulley	8913019.001	8913019.001	8913019.001
14	Bearing block, complete	8913013.001	8913013.001	8915286.001
15	Nut	8913015.001	8913015.001	8913015.001
16	Bearing block	8913009.001	8913009.001	8913009.001
17	Ground plate, complete	8913200.001	8913200.001	8915212.001
	Ground plate premount (spare part)	8913405.001	—	—
18	Top plate	8913129.001	8913129.001	8913129.001
19	Bottom plate	8913025.001	8913025.001	8913025.001
20	Clamping plate	8913107.001	8913107.001	8913107.001
21				
22				
23				
24				
25				
26				
27				
28				
29				
30				
31	Screw DIN7985-M 4x10-4.8	5902022.001	5902022.001	5902022.001
32	Screw DIN7985-M 3x8	5902069.001	5902069.001	5902069.001
33	Screw DIN7985-M3x10	5902061.001	5902061.001	5902061.001
34	Screw DIN923-M3x 2	5902339.001	5902339.001	5902339.001
35	Screw DIN7985-M 5x16	5902350.001	5902350.001	5902350.001
36	Screw M4x12 rot	5902351.001	5902351.001	5902351.001
37				
38	Nut DIN934-M3	5902505.001	5902505.001	5902505.001
39	Washer DIN9021-4,3	5903005.001	5903005.001	5903005.001
40	Washer DIN988- 6x12x0,3	5903008.001	5903008.001	5903008.001
	Washer DIN988- 6x12x0,2	—	5903025.001	5903025.001
41	Toothed Washer DIN6797-A4.3	5903011.001	5903011.001	5903011.001
42	Washer DIN988- 4x8x1,0	5903089.001	5903089.001	5903089.001
43	E-Ring DIN6799-5	5903505.001	5903505.001	5903505.001
44	Gear belt 828XL 025	5905558.001	5905558.001	5905558.001
45	Screw-wrench DIN911-2,5mm	5909031.001	5909031.001	5909031.001
46	Mounting instruction	9008261.001	9008261.001	9008261.001
47				
48				
49				
50				
51				
52				
53				
54				
55				