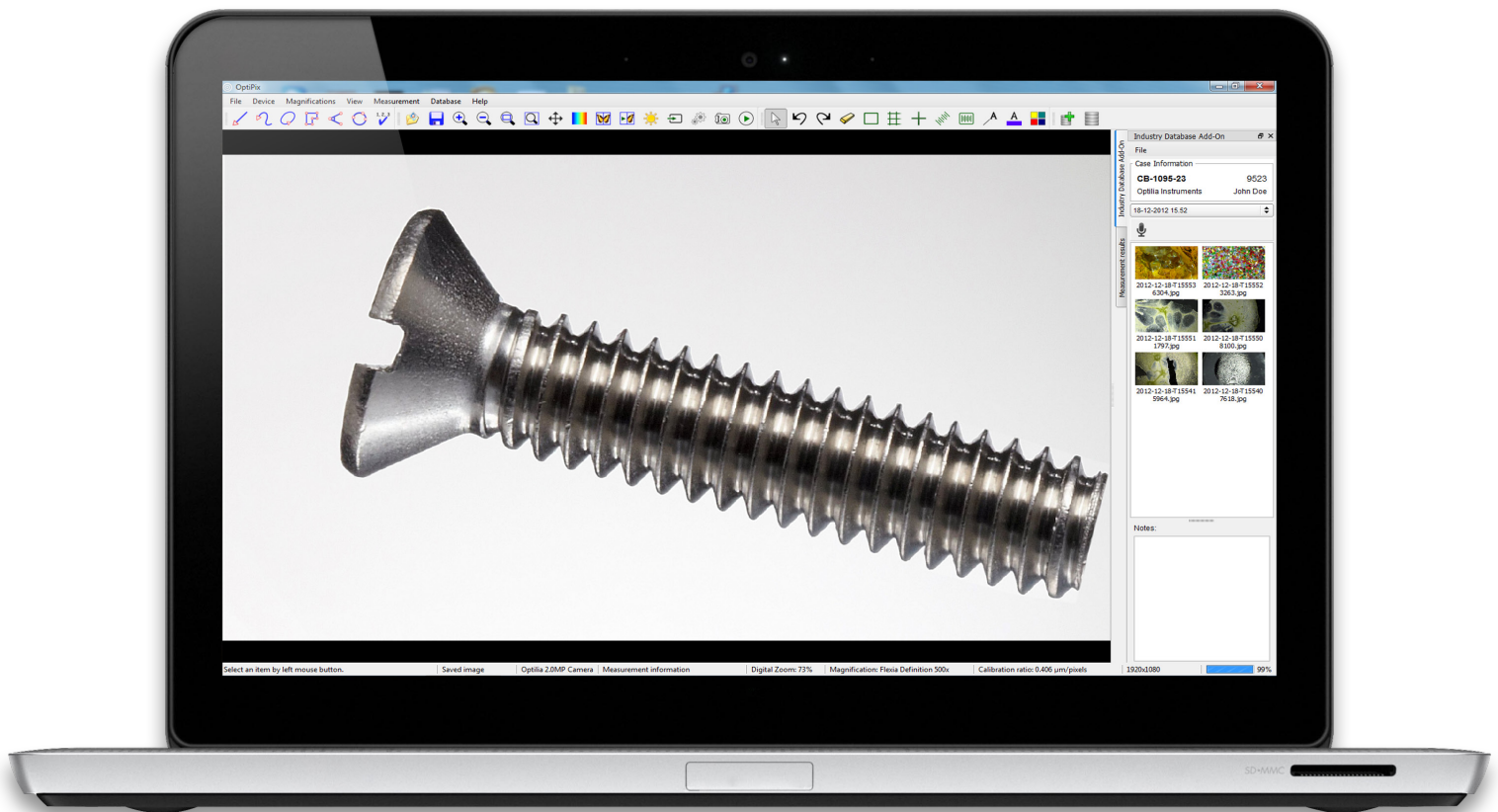


Optilia OptiPix

Image View, Capture, Archiving and Measurement software



Connect your device

Use pre-defined calibrations
or define your own

Work Flow

Optilia OptiPix is an Image View, Capture, Measurement and Archival software with focus on user friendliness and work flow. OptiPix together with Optilia High Definition Cameras or Video Microscopes is a powerful, easy-to-use and cost effective tool for research, engineering and quality control.

OptiPix is a software platform designed for all Optilia systems to help you take full advantage of the digital technology. With the software you will be able to deliver fast, accurate and repeatable results.

There are versions of OptiPix for integration with any Optilia video microscope or inspection camera ranging from BGA inspection to capillaroscopy systems. Additionally OptiPix is compatible with DirectShow frame grabbers and other video devices.

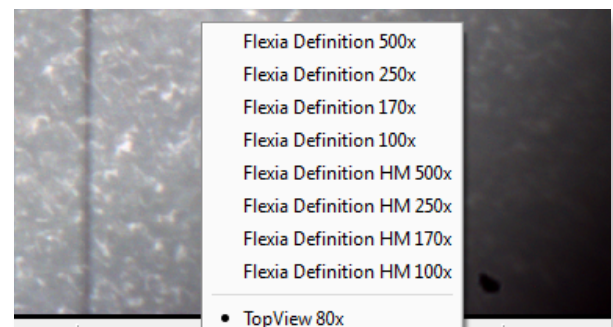
OptiPix is available in English, German, Spanish, French as well as Swedish.

OptiPix offers very accurate pre-defined calibrated magnifications for all of Optilia's video microscopes as well as an easy-to-use calibration tool for calibrating your own calibrations.

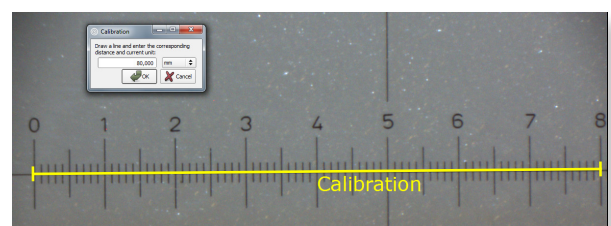
The calibration will be saved together with the captured image as a text file which facilitates performing analysis and taking measurements later. Calibrations can be made for both metrics and as well as the imperial unit.



Range of different Optilia products that are compatible with OptiPix



Using pre-defined calibration for the Flexia products



Calibrate the magnification using an Optilia provided scale

"OptiPix is a software platform designed for all Optilia systems"

Analyse on live image & use overlay functions

Archive using file system or database

OptiPix lets you define and overlay grids and rectangles on live image to make quick analysis without capturing the image. In addition, Cross-hair and rulers can also be screened on the live image. The overlay functions can be defined based on the calibration or in pixels.

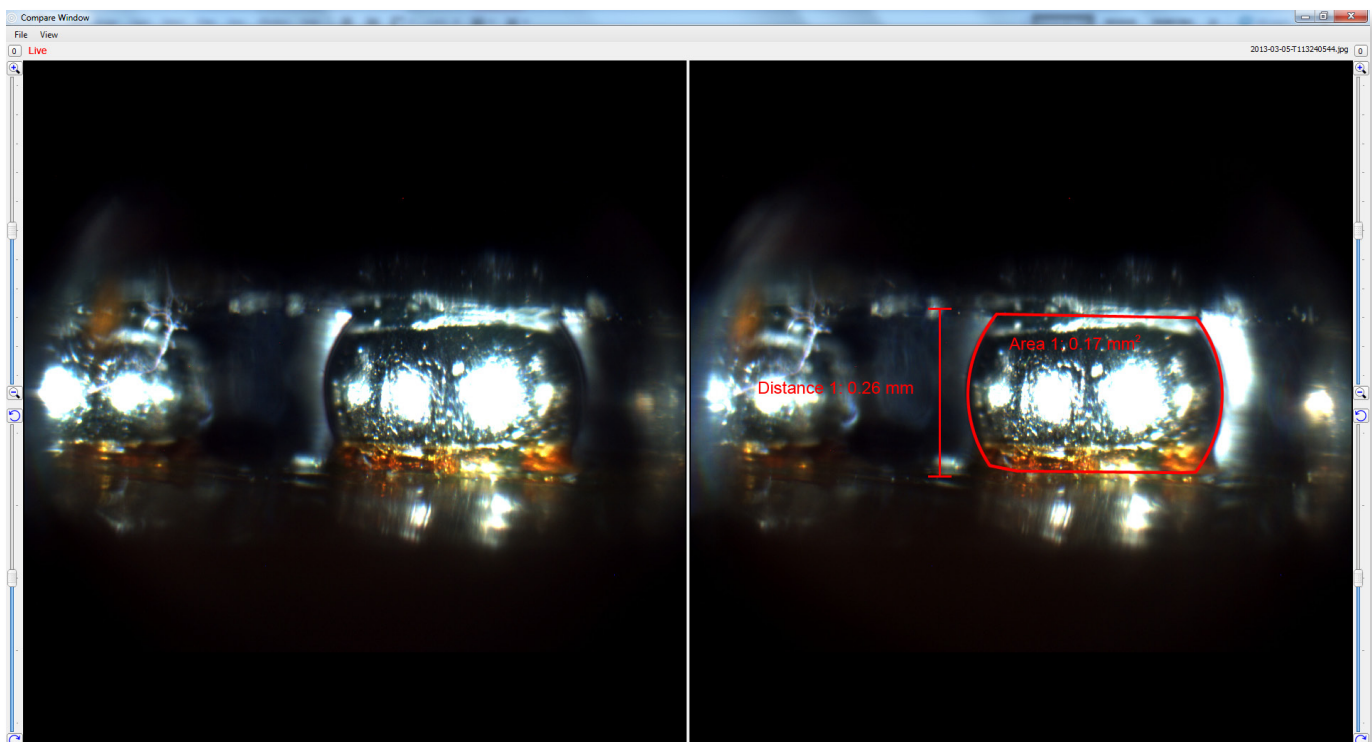
The software also provides a functionality to overlay a 1:1 transparent image on top of the live image, called graticule. Make your own graticule or order a professional customized graticule from Optilia.

OptiPix allows you to compare the live image side by side with a reference image. The reference is automatically stretchrf to the same size as the live.

Images can either be stored on the Windows File System or in a database with the OptiPix Database version.

In order to organize and structure files OptiPix is built around a file tree. The file tree serves as an overall view for categorized images and it's easy to add or move folders. All images are displayed as previews in form of a thumbnail.

For further organisation and security the images can be stored in a database. Using the database, it is possible to sort and find images based on for example the operator and date.



Using the BGA system to compare the live image with a reference image, live to the left, reference image to the right

Make measurements & analyse data

Document, customise, certify, report & annotate

Calibrated measurements of Distance, Radius, Curve length, Area, Polygon and Angles can be made on captured images. OptiPix also provides a counting-tool. The Measurement results are saved and linked to the image automatically.


OptiPix offers tools for image improvements like colour, contrast and brightness. For even more advanced tools there are additional modules that can be added.

OptiPix contains several useful functions to help the user when working with images. Flexible zooming capabilities, compare window, undo redo function, image information presentation, direct device resolution and properties access are among the useful functions.


OptiPix enables the user to annotate and comment on each image and the results can be printed, copied to excel sheets or created as an inspection report.

By using OptiPix Database the data can be collated into a detailed inspection report or as a verified certificate. The report is customizable and changes can be saved as a template to reload for later usage.


OptiPix features are fully customisable. This lets you to change color and size of items and text, reorganizing the layout depending on your preference, adding additional fields in database and many more.



Distance measurement, annotation and scale using OptiPix



Radius, Polygon and Ruler



Distance and Free Hand




CB Certificate
Verified by Optilia

2013-03-25

Case Name: BGA-2031-23	Case ID: 4230	Company: Optilia Instruments	Inspection Date: 25-03-2013 18.11
Used System: Flexia HM	Manager: Hazar		

Notes:
This is the front page of the report. The selected images shown below has its own page. This Report has for example 17 page (front page + 16 images). Every data that is connected to the image such as measurements, comments, magnifications, calibration et.c. are visible on each image page.

This field is used to write general notes for the case. The two titles above "Used System" and "Manager" are customisable and it is possible to add additional five customisable fields (maximum 7).



Alexander
Printed name of Operator

Signature of Operator

Example Report generated by OptiPix Database



“Optilia OptiPix is an Image View, Capture, Measurement and Archival software with focus on user friendliness. OptiPix together with Optilia High Definition Cameras or Video Microscopes is a powerful, easy-to-use and cost effective tool for research, engineering and quality control.”

Optilia OptiPix versions:

OptiPix Features	Lite	Full	Database
Database Management			
Encrypted Database			O
Case Management			O
Advanced Search and Sort			O
Crate Automatic Reports in PDF			O
Archiving			
File Folder System Management	O	O	O
Open/Save Images with Calibration	O	O	O
Device			
Image Capture	O	O	O
Adjust Resolution	O	O	O
Adjust Properties	O	O	O
User-defined Magnification	O	O	O
View			
Freeze Image	O	O	O
Compare Image (live and freezed)		O	O
Image manipulation			
Contrast, Brightness and Color Control		O	O
Flip image vertically/horizontally	O	O	O
Calibrated Measurements			
Calibrate User-defined Magnifications	O	O	O
Distance Measurement	O	O	O
Circle and Polygon Measurement		O	O
Angle and Curve Measurement		O	O
Free-form Area, length and perimeter		O	O
Count objects	O	O	O
Overlays on Live Image			
Adjustable Grid, Crosshair	O	O	O
Adjustable Rectangle	O	O	O
Calibrated Ruler		O	O
Digital Graticule		O	O
Others			
Annotations on Image	O	O	O
Change Item Size, Color and Font	O	O	O
Color Mapping, Black and White Conversion		O	O



Optilia Instruments AB
 Djupdalsvägen 22, SE-192 51 Sollentuna, Sweden
 Phone: +46 8 35 33 60
 Email: info@optilia.eu www.optilia.eu

Reseller: