

# Thermofit Molded Parts Specification Control Drawing

Part Number : 222A011 thru 096

Description : Boot, 90°

## NOTES

- All dimensions are in  $\frac{\text{inches}}{[\text{millimeters}]}$   $\frac{\text{lbs}}{[\text{gms}]}$
- Dimensions appearing in table are as follows:
  - a - As Supplied
  - b - After Unrestricted Recovery
- Coating is optional. As supplied dimensions appearing in table are for uncoated parts. When coating is added, entry diameters will be reduced by .06 max.
- Molding ports are optional. When -00 modification number is specified molding ports will be located as shown.

On sizes 222A011 and 222A021 the .18 diameter molding port at T will be eliminated. The .12 diameter molding port at U will be enlarged to .18.

- Weight shown in table of dimensions is based on polyolefin part.

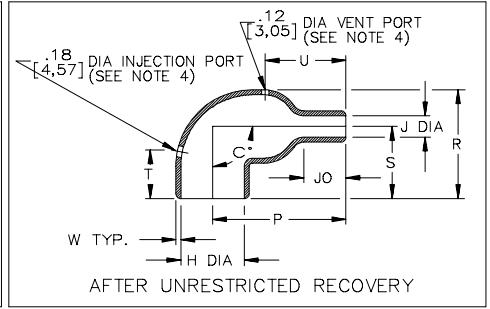
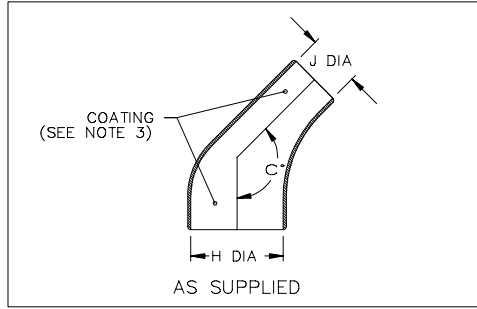


TABLE OF DIMENSIONS

PART NUMBER	H		J		P	R	S	T	U	JO	W	C*		Weight Nom b	This Boot Fits	
	Min	Max	Min	Max	±10%	±10%	±10%	±20%	±20%	±10%	±20%	±10°	±5°		MIL-C-5015 Shell Size	MIL-C-26482 Shell Size
	a	b	a	b	b	b	b	b	b	b	b	a	b			
222A011	.42 [10,7]	.31 [7,9]	.33 [8,4]	.15 [3,8]	.68 [17,3]	.79 [20,1]	.60 [15,2]	N/A	.35 [8,9]	.17 [4,3]	.04 [1,02]	135°	90°	.002 [0,9]	—	6
222A021	.84 [21,3]	.41 [10,4]	.46 [11,7]	.22 [5,6]	.84 [21,3]	.89 [22,6]	.65 [16,5]	N/A	.58 [14,7]	.23 [5,8]	.05 [1,27]	135°	90°	.003 [1,4]	8S,10S	8
222A032	.76 [19,3]	.56 [14,2]	.56 [14,2]	.26 [6,6]	1.06 [26,9]	.95 [24,1]	.73 [18,5]	.75 [19,1]	.65 [16,5]	.28 [7,1]	.06 [1,52]	135°	90°	.006 [2,7]	10SL,12S	10
222A042	.94 [23,9]	.70 [17,8]	.61 [15,5]	.28 [7,1]	1.44 [36,6]	1.20 [30,5]	.81 [20,6]	.75 [19,1]	.98 [24,9]	.40 [10,2]	.07 [1,78]	135°	90°	.014 [6,4]	14S,16S	12,14
222A052	1.18 [30,0]	.88 [22,4]	.71 [18,0]	.33 [8,4]	1.72 [43,7]	1.38 [35,1]	.90 [22,9]	.75 [19,1]	1.18 [30,0]	.50 [12,7]	.07 [1,78]	135°	90°	.019 [8,6]	18	16
222A063	1.49 [37,8]	1.11 [28,2]	.84 [21,3]	.39 [9,9]	2.11 [53,6]	1.73 [43,9]	1.14 [29,0]	.75 [19,1]	1.30 [33,0]	.68 [17,3]	.08 [2,03]	135°	90°	.029 [13,2]	20,22	18,20
222A074	1.85 [47,0]	1.38 [35,1]	1.40 [35,6]	.62 [15,7]	3.07 [78,0]	2.08 [52,8]	1.32 [33,5]	1.00 [25,4]	2.10 [53,3]	1.26 [32,0]	.13 [3,30]	135°	90°	.077 [34,9]	24,28	22,24
222A085	2.34 [59,4]	1.75 [44,5]	1.72 [43,7]	.80 [20,3]	3.84 [97,5]	2.60 [66,0]	1.64 [41,7]	1.00 [25,4]	2.80 [71,1]	1.60 [40,6]	.15 [3,81]	135°	90°	.143 [64,9]	32,36	—
222A096	3.20 [81,3]	2.25 [57,2]	2.19 [55,6]	1.05 [26,7]	5.04 [128,0]	3.12 [79,2]	1.90 [48,3]	1.00 [25,4]	3.45 [87,6]	2.22 [56,4]	.18 [4,57]	135°	90°	.310 [140,6]	40	—

**Raychem**

RAYCHEM CORPORATION  
300 CONSTITUTION DRIVE  
MENLO PARK, CALIFORNIA 94025  
(415) 361-6055

Revision : K

Date : 5/4/95

Part Number : 222A011 thru 096

Description : Boot, 90°

# Thermofit Molded Parts Specification Control Drawing

Part Number : 222A011 thru 096

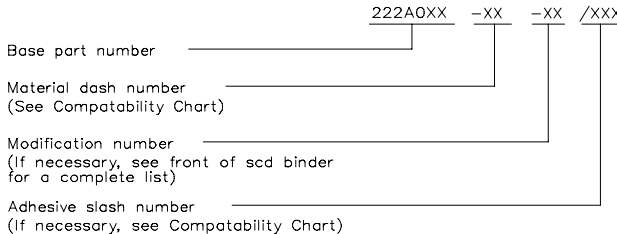
Description : Boot, 90°

## COMPATABILITY CHART

MATERIAL DASH NO.	MATERIAL DESCRIPTION	RT SPEC	COATING SLASH NO.	COATING S NO.	COATING DESCRIPTION
-3	Polyolefin, Semi-rigid	RT-301	/42;/86;/87	S-1017;S-1048;S-1052	Adhesive
-4	Polyolefin, Flexible	RT-1304	/42;/86;/87	S-1017;S-1048;S-1052	Adhesive
-5	Elastomer, Flexible	RT-501			
-6	Silicone	RT-602			
-8	Polyolefin, Space	RT-1308			
-12	*VITON, Flexible	RT-1312			
-25	Elastomer, Fluid Resistant	RT-1325	/42	S-1017	Adhesive

\*VITON is a Registered Trademark of Dupont

## ORDERING INFORMATION



THIS DRAWING IS SUBJECT TO CHANGE WITHOUT NOTICE; CONSULT YOUR  
NEAREST FIELD REPRESENTATIVE FOR CURRENT REVISION

If this document is printed it becomes uncontrolled.  
Check for the latest revision.

**Raychem**

RAYCHEM CORPORATION  
300 CONSTITUTION DRIVE  
MENLO PARK, CALIFORNIA 94025  
(415) 361-6055

Revision : K

Date : 5/4/95

Part Number : 222A011 thru 096

Description : Boot, 90°

CAD FILE MP95242