

NETTOYEUR DE PANNES FT 700 / FS 100

MODÈLE FT- 700



MODÈLE FS- 100



- ◆ Retire l'oxydation sans endommager les pannes
- ◆ Ne contient aucun phosphate, sans danger pour la panne, le circuit imprimé, l'opérateur et l'environnement
- ◆ Faible consommation à peine 4.5W

CARACTÉRISTIQUES

Modèle N°	HAKKO FT-700
Consommation	4.5W /3W (100V)
Dimensions/Poids	70X54X 101/ 0.65 Kg

Modèle N°	HAKKO FS-100
Quantité	10 gr
Contenu	Crème , flux, étain

CONTRÔLE DE LA TEMPERATURE FG 100

MODÈLE FG - 100



- ◆ Approprié pour le sans plomb
- ◆ Bonne réponse de la température à l'aide d'une sonde fine ($\varnothing 0.2\text{mm}$)
- ◆ Coupure automatique après 3 minutes si aucune opération n'est effectuée
- ◆ Lecture de la température facile
- ◆ Appareil compact

MODÈLE FG -100

CARACTÉRISTIQUES

Résolution	1°C
Plage de mesure	0-6°C
Contact	K(CA) Thermocouple
Précision	+/-3°C(entre 300-500°C)
Affichage	Cristaux liquide Alarme batterie Alarme thermocouple
Alimentation	Batterie 9V -150h
Dimensions	68x140x38 mm
Poids	115gr

PIECES DETACHEES

Référence	Dénomination
191-112	Thermocouple
A1310	Sonde de température pot de sou- dure
C1220	Sonde de température machine de brasage à la vague

Soldering Iron Thermometer/Tester

HAKKO FG-100

THERMOMETER

Soldering Iron Thermometer



- Tip thermometer that provides reliable temperature control of soldering iron tips
- Compact design minimizes your workspace and enables you to easily carry it around.
- Incorporating an extremely fine sensor that has high temperature reactivity.

HAKKO FG-101

SOLDERING TESTER

Soldering Iron Tester



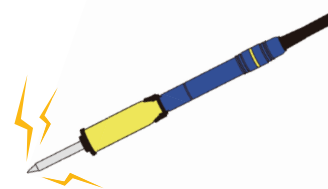
- Tip temperature, leak voltage, and tip-to-ground resistance can be easily measured with high accuracy.
- Soldering iron tester useful for daily maintenance of station-type soldering irons

What is leak voltage and tip-to-ground resistance?

Leak voltage

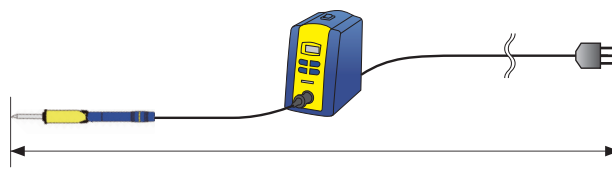
Leak current is the current that leaks from the tip to a board or device. Leak voltage is a specific measurement of the level of this current.

The leakage can adversely affect delicate devices, so it is necessary to check leak voltage on a daily basis.



Tip-to-ground resistance

Most leak current flows from the tip via the ground wire to the outlet ground terminal, and is prevented from affecting the device. Because of this, tip-to-ground resistance is another important issue that must be checked daily.



Common features of FG-100 and FG-101

Dimensional measurement



*Design image only

MAX HOLD function

When the "MAX HOLD" button is pressed, "MAX HOLD" is displayed and the highest tip temperature is held on the display.



Option / Replacements

Part No.	Name	Specifications
A1310	Temperature probe	For solder bath and pot
C1541	Temperature probe	For hot air
A1556	Sensor A	-
A1557	Sensor B	-
191-212	Sensor/10 pcs	-

Packing List

FG-100	Unit, 006P 9 V Manganese dry battery (for trial), Instruction manual, Sensor (10 pcs)
FG-101	Unit, Fuse, Conduction wire, Sensor (10 pcs), Multi-adapter, European adapter, Ground clip, Power cord, Instruction manual

Specifications

Model No.	FG-100
Power supply	006P 9 V dry battery
Temperature resolution	1°C
Temperature measurement range	0 to 700°C
Temperature precision	±3°C (300 to 600°C) ±5°C (other than above)
Temperature sensor	K (CA) type thermocouple
Display*	Besides measured temperatures, display indications include the following: Battery low alarm Burnout alarm MAX HOLD "MAX HOLD" is displayed in the lower right of the LCD.
Operating environment	0 to 40°C, 20 to 90%RH (without condensation)
Environmental conditions	Applicable rated pollution degree 2 (according to IEC/UL 61010-1)
Dimensions**	68 (W) × 140 (H) × 38 (D) mm
Weight***	115 g

* When the battery low alarm appears, be sure to replace the battery. Failure to do so will result in incorrect temperature measurements.

** Excluding protrusions

*** Excluding battery

Model No.	FG-101
Power consumption	2.6 W (100 V), 2.9 W (110 V), 2.6 W (120 V), 2.7 W (220 V), 2.8 W (230 V), 3.0 W (240 V)
Temperature resolution	1°C
Temperature measurement range	0 to 700°C
Temperature precision	±3°C (300 to 600°C) ±5°C (other than above)
Temperature sensor*	K (CA) type thermocouple
Voltage resolution	0.1 mV
Voltage measurement range	0 to 40 mV (CA)
Voltage precision	± (5% of reading + 1 digit)
Resistance resolution	0.1Ω
Resistance measurement range	0 to 40Ω
Resistance precision	± (5% of reading + 1 digit)
Display**	LCD: 3 1/2 digits Burnout: -1 MAX HOLD: "MAX HOLD" is displayed in the lower right of the LCD.
Operating environment	0 to 40°C, 20 to 90%RH (without condensation)
Environmental conditions	Applicable rated pollution degree 2 (according to IEC/UL 61010-1)
Dimensions	200 (W) × 50 (H) × 120 (D) mm
Weight***	1 kg

* The temperature sensor (No.191-212 or No.191-212C) can only be used to measure temperatures below 500°C. To measure higher temperatures, use an applicable temperature probe.

** When a sensor is not attached or it burns out, the Burnout (-1) alarm symbol is displayed. The same symbol is also displayed when a temperature outside the measurement range is detected.

*** With power cord

Soldering Iron Thermometer/Tester

HAKKO FG-100 THERMOMETER

Soldering Iron Thermometer



- Tip thermometer that provides reliable temperature control of soldering iron tips
- Compact design minimizes your workspace and enables you to easily carry it around.
- Incorporating an extremely fine sensor that has high temperature reactivity.

HAKKO FG-101 SOLDERING TESTER

Soldering Iron Tester

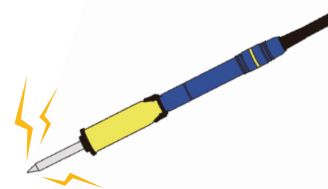


- Tip temperature, leak voltage, and tip-to-ground resistance can be easily measured with high accuracy.
- Soldering iron tester useful for daily maintenance of station-type soldering irons

What is leak voltage and tip-to-ground resistance?

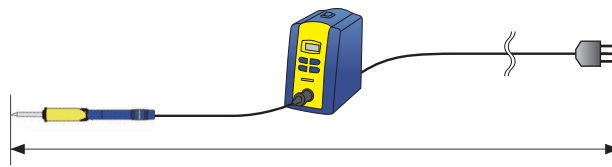
Leak voltage

Leak current is the current that leaks from the tip to a board or device. Leak voltage is a specific measurement of the level of this current. The leakage can adversely affect delicate devices, so it is necessary to check leak voltage on a daily basis.



Tip-to-ground resistance

Most leak current flows from the tip via the ground wire to the outlet ground terminal, and is prevented from affecting the device. Because of this, tip-to-ground resistance is another important issue that must be checked daily.



Common features of FG-100 and FG-101

Dimensional measurement



*Design image only

MAX HOLD function

When the "MAX HOLD" button is pressed, "MAX HOLD" is displayed and the highest tip temperature is held on the display.



Option / Replacements

Part No.	Name	Specifications
A1310	Temperature probe	For solder bath and pot
C1541	Temperature probe	For hot air
A1556	Sensor A	-
A1557	Sensor B	-
191-212	Sensor/10 pcs	-

Packing List

FG-100	Unit, 006P 9 V Manganese dry battery (for trial), Instruction manual, Sensor (10 pcs)
FG-101	Unit, Fuse, Conduction wire, Sensor (10 pcs), Multi-adapter, European adapter, Ground clip, Power cord, Instruction manual

Specifications

Model No.	FG-100
Power supply	006P 9 V dry battery
Temperature resolution	1°C
Temperature measurement range	0 to 700°C
Temperature precision	±3°C (300 to 600°C) ±5°C (other than above)
Temperature sensor	K (CA) type thermocouple
Display*	Besides measured temperatures, display indications include the following: Battery low alarm Burnout alarm MAX HOLD "MAX HOLD" is displayed in the lower right of the LCD.
Operating environment	0 to 40°C, 20 to 90%RH (without condensation)
Environmental conditions	Applicable rated pollution degree 2 (according to IEC/UL 61010-1)
Dimensions**	68 (W) × 140 (H) × 38 (D) mm
Weight***	115 g

* When the battery low alarm appears, be sure to replace the battery. Failure to do so will result in incorrect temperature measurements.

** Excluding protrusions

*** Excluding battery

Model No.	FG-101
Power consumption	2.6 W (100 V), 2.9 W (110 V), 2.6 W (120 V), 2.7 W (220 V), 2.8 W (230 V), 3.0 W (240 V)
Temperature resolution	1°C
Temperature measurement range	0 to 700°C
Temperature precision	±3°C (300 to 600°C) ±5°C (other than above)
Temperature sensor*	K (CA) type thermocouple
Voltage resolution	0.1 mV
Voltage measurement range	0 to 40 mV (CA)
Voltage precision	± (5% of reading + 1 digit)
Resistance resolution	0.1Ω
Resistance measurement range	0 to 40Ω
Resistance precision	± (5% of reading + 1 digit)
Display**	LCD: 3 1/2 digits Burnout: -1 MAX HOLD: "MAX HOLD" is displayed in the lower right of the LCD.
Operating environment	0 to 40°C, 20 to 90%RH (without condensation)
Environmental conditions	Applicable rated pollution degree 2 (according to IEC/UL 61010-1)
Dimensions	200 (W) × 50 (H) × 120 (D) mm
Weight***	1 kg

* The temperature sensor (No.191-212 or No.191-212C) can only be used to measure temperatures below 500°C. To measure higher temperatures, use an applicable temperature probe.

** When a sensor is not attached or it burns out, the Burnout (-1) alarm symbol is displayed. The same symbol is also displayed when a temperature outside the measurement range is detected.

*** With power cord